

110 XL PREFABRICATED WOOD STOVE



Measurements (W x D x H): 1100 x 600 x 480 mm
Nominal heating power: 8 kW
Heating efficiency: 83,8%
Patented adjustable multiple smoke outlet
Available with oven right or left



DEKOR
ST37



TREND
Stainless steel



PANORAMA
Stainless steel



110 XL PREFABRICATED

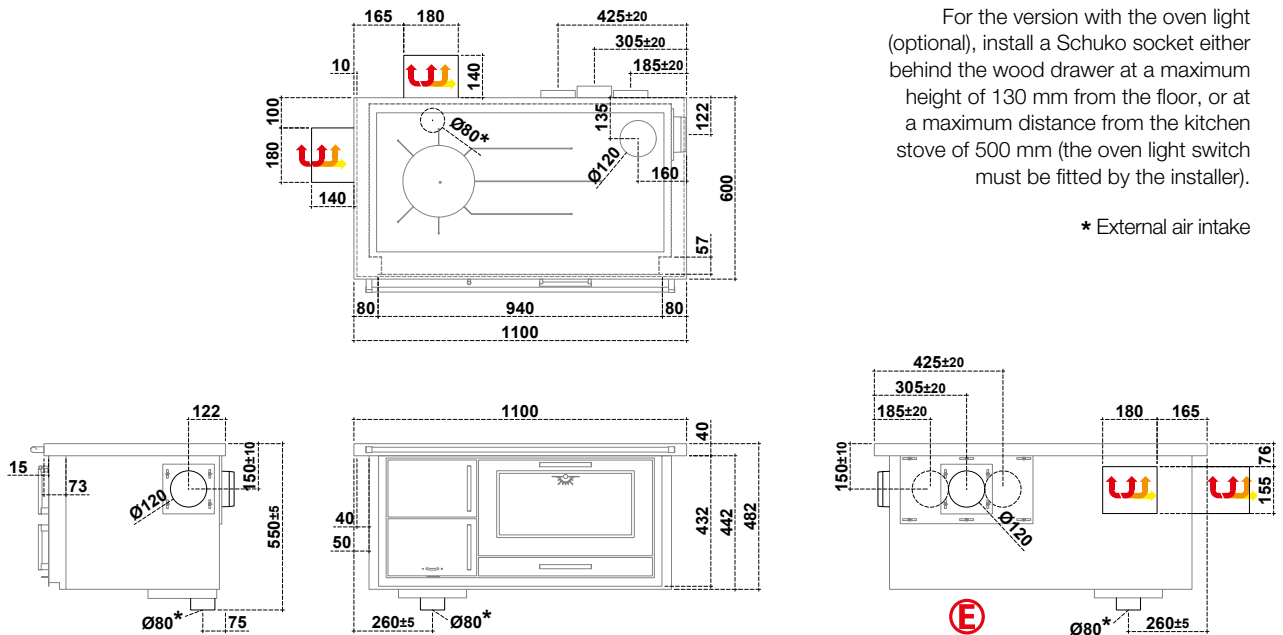
WOOD STOVE - OVEN ON RIGHT

Technical data (Data may vary depending on type of fuel used)

Fuel	Wood
Energy efficiency class	A+
Nominal heating power	8 kW
Heating efficiency	83,8 %
η_s Seasonal space heating energy efficiency	74,8 %
Diameter smoke outlet	Ø 120 mm
Minimum draught	12 Pa / 0,12 mbar
Temperature smoke outlet	212 °C
Smoke mass	6,6 g/s
CO at 13% O ₂	0,11 %
Weight	220 kg
Possible smoke outlets	5
Test report	C-1076392-1 rev.01
VKF AEA1 - No.	16685
Firebox opening version Trend/Dekor (L x H)	200 x 165 mm
Firebox opening version Panorama (L x H)	205 x 180 mm
Combustion chamber (L x D x H)	255 x 400 x 260 mm
Drawer (L x D x H)	-
Oven (L x D x H)	500 x 420 x 265 mm
Hob (L x D)	950 x 460 mm
Diameter external air intake	Ø 80 mm
CO at 13% O ₂ (Carbon monoxide) / NOx (Nitrogen oxide)	1363,0 mg/Nm³ / 52,0 mg/Nm³
Dust / OGC (Organic compounds)	39,0 mg/Nm³ / 49,0 mg/Nm³

On request with Air System fireproof protection unit (optional)

On request with walls built and plastered (optional)



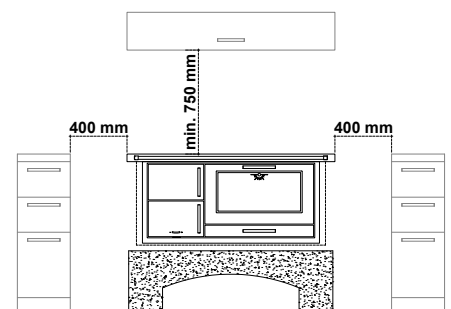
For the version with the oven light (optional), install a Schuko socket either behind the wood drawer at a maximum height of 130 mm from the floor, or at a maximum distance from the kitchen stove of 500 mm (the oven light switch must be fitted by the installer).

* External air intake

WARNING:

Minimum safety distance from flammable materials

From the rear and side connection to the chimney * 40mm of insulation with heat conductivity equal to 0.1 W/mK at 200°C	P= 0 + 40* mm Following agreement with chimney sweep
On the side above the plate	L= 400 mm
On the side below the plate (only with Air System fireproof protection unit)	L= 3 mm
Above the plate	Min. 750 mm
In the front from the middle of the fire door	R= 250 mm
Plate for floor protection	Based on specific country directives



110 XL PREFABRICATED

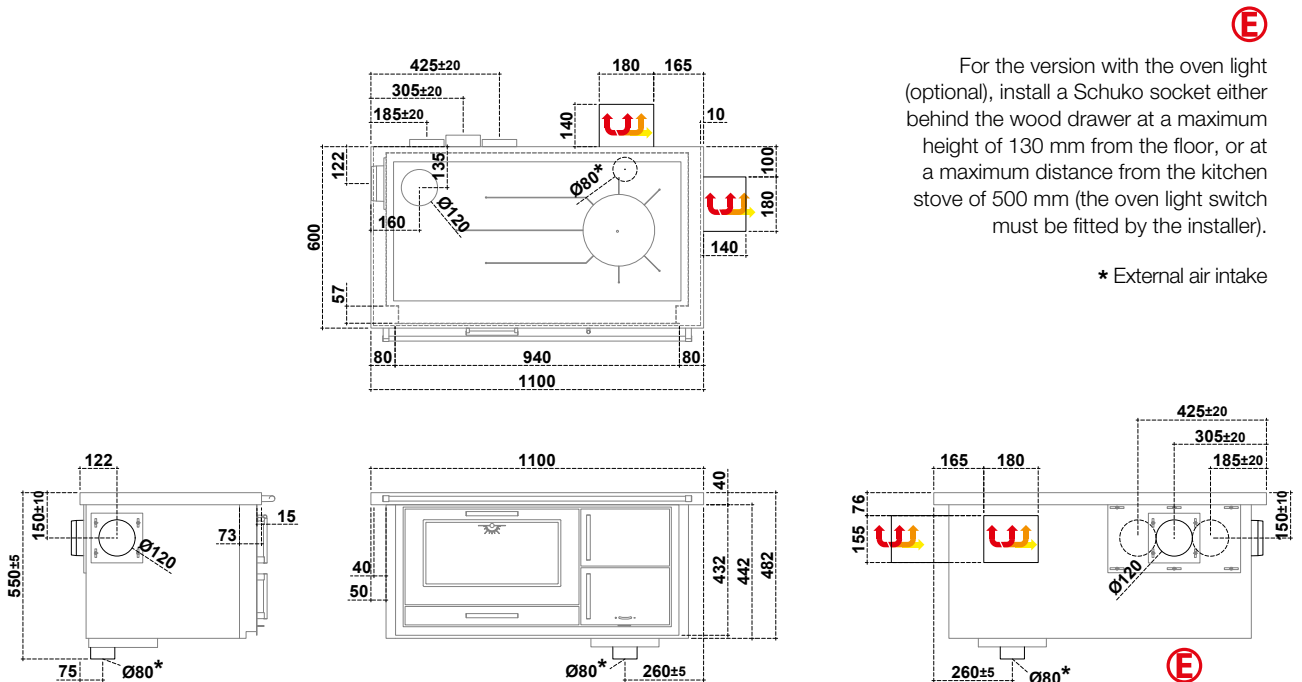
WOOD STOVE - OVEN ON LEFT

Technical data (Data may vary depending on type of fuel used)

Fuel	Wood
Energy efficiency class	A+
Nominal heating power	8 kW
Heating efficiency	83,8 %
η_s Seasonal space heating energy efficiency	74,8 %
Diameter smoke outlet	Ø 120 mm
Minimum draught	12 Pa / 0,12 mbar
Temperature smoke outlet	212 °C
Smoke mass	6,6 g/s
CO at 13% O ₂	0,11 %
Weight	220 kg
Possible smoke outlets	5
Test report	C-1076392-1 rev.01
VKF AEA1 - No.	16685
Firebox opening version Trend/Dekor (L x H)	200 x 165 mm
Firebox opening version Panorama (L x H)	205 x 180 mm
Combustion chamber (L x D x H)	255 x 400 x 260 mm
Drawer (L x D x H)	-
Oven (L x D x H)	500 x 420 x 265 mm
Hob (L x D)	950 x 460 mm
Diameter external air intake	Ø 80 mm
CO at 13% O ₂ (Carbon monoxide) / NOx (Nitrogen oxide)	1363,0 mg/Nm³ / 52,0 mg/Nm³
Dust / OGC (Organic compounds)	39,0 mg/Nm³ / 49,0 mg/Nm³

On request with Air System fireproof protection unit (optional)

On request with walls built and plastered (optional)



For the version with the oven light (optional), install a Schuko socket either behind the wood drawer at a maximum height of 130 mm from the floor, or at a maximum distance from the kitchen stove of 500 mm (the oven light switch must be fitted by the installer).

* External air intake

WARNING:

Minimum safety distance from flammable materials

From the rear and side connection to the chimney	P= 0 + 40* mm
* 40mm of insulation with heat conductivity equal to 0.1 W/mK at 200°C	Following agreement with chimney sweep
On the side above the plate	L= 400 mm
On the side below the plate (only with Air System fireproof protection unit)	L= 3 mm
Above the plate	Min. 750 mm
In the front from the middle of the fire door	R= 250 mm
Plate for floor protection	Based on specific country directives

